

# SBC Coils

[RoHS Compliant]



## ●SBC1Series (SBC1-□□□-○○○)

Model	Inductance L (μH) at 10 kHz, 1 mA	DC resistance (Ω) max.	Rated current (A) ΔT=20°C	Current (Reference value) (A)			Terminal	
				ΔT=40°C	L change rate=10%	Soft lead	Pin lead	
SBC1-1R0-312	1.0±20%	0.03	3.10	4.30	5.20	○		
SBC1-1R5-292	1.5±20%	0.03	2.90	4.00	4.00	○		
SBC1-2R2-272	2.2±20%	0.04	2.70	3.70	3.20	○		
SBC1-3R3-232	3.3±20%	0.04	2.30	3.20	2.70	○		
SBC1-4R7-202	4.7±20%	0.05	2.00	2.80	2.10	○		
SBC1-6R8-182	6.8±20%	0.06	1.80	2.50	1.90	○		
SBC1-100-172	10±20%	0.08	1.70	2.30	1.50	○		
SBC1-150-162	15±20%	0.10	1.60	2.20	1.20	○		
SBC1-220-132	22±20%	0.13	1.30	1.80	1.00	○		
SBC1-330-102	33±20%	0.22	1.00	1.40	0.83	○		
SBC1-470-711	47±10%	0.34	0.71	0.99	0.71		○	
SBC1-680-651	68±10%	0.42	0.65	0.91	0.59		○	
SBC1-101-571	100±10%	0.65	0.57	0.79	0.47		○	
SBC1-151-431	150±10%	1.00	0.43	0.60	0.38		○	
SBC1-221-391	220±10%	1.20	0.39	0.54	0.32		○	
SBC1-331-341	330±10%	1.90	0.34	0.47	0.26		○	
SBC1-471-301	470±10%	2.40	0.30	0.42	0.21		○	
SBC1-681-251	680±10%	3.40	0.25	0.35	0.18		○	
SBC1-102-211	1000±10%	4.90	0.21	0.29	0.14		○	
SBC1-152-181	1500±10%	8.00	0.18	0.25	0.12		○	

Package: Bulk 10,000pcs/box

## ●SBC2Series (SBC2-□□□-○○○)

Model	Inductance L (μH) at 10 kHz, 1 mA	DC resistance (Ω) max.	Rated current (A) ΔT=20°C	Current (Reference value) (A)			Terminal	
				ΔT=40°C	L change rate=10%	Soft lead	Pin lead	
SBC2-1R0-612	1.0±20%	0.01	6.10	8.50	6.40	○		
SBC2-1R5-402	1.5±20%	0.02	4.00	5.60	4.90	○		
SBC2-3R3-352	3.3±20%	0.03	3.50	4.90	4.00	○		
SBC2-4R7-262	4.7±20%	0.04	2.60	3.60	3.10	○		
SBC2-6R8-242	6.8±20%	0.05	2.40	3.30	2.70	○		
SBC2-100-212	10±20%	0.06	2.10	2.90	2.10	○		
SBC2-150-162	15±20%	0.08	1.60	2.20	1.70	○		
SBC2-220-132	22±20%	0.11	1.30	1.80	1.40	○		
SBC2-330-112	33±20%	0.18	1.10	1.50	1.20	○		
SBC2-470-951	47±10%	0.21	0.95	1.30	1.00	○		
SBC2-680-871	68±10%	0.26	0.87	1.20	0.81	○		
SBC2-101-671	100±10%	0.41	0.67	0.93	0.68		○	
SBC2-151-501	150±10%	0.64	0.50	0.70	0.55		○	
SBC2-221-411	220±10%	0.87	0.41	0.57	0.45		○	
SBC2-331-341	330±10%	1.40	0.34	0.47	0.37		○	
SBC2-471-271	470±10%	2.00	0.27	0.37	0.32		○	
SBC2-681-211	680±10%	3.10	0.21	0.29	0.26		○	
SBC2-102-181	1000±10%	4.00	0.18	0.25	0.21		○	
SBC2-152-141	1500±10%	6.20	0.14	0.19	0.17		○	
SBC2-222-121	2200±10%	8.00	0.12	0.16	0.14		○	
SBC2-332-900	3300±10%	13.80	0.09	0.12	0.11		○	

Package: Soft lead · bulk 3,750pcs/box  
Pin lead · bulk 8,000pcs/box



- All specifications in this catalog and production status of products are subject to change without notice. Prior to the purchase, please contact NEC TOKIN for updated product data.
- Please request for a specification sheet for detailed product data prior to the purchase.
- Before using the product in this catalog, please read "Precautions" and other safety precautions listed in the printed version catalog.

●SBC3Series (SBC3-□□□-○○○)

Model	Inductance L (μH) at 10 kHz, 1mA	DC resistance (Ω) max.	Rated current (A) ΔT=20°C	Current (Reference value) (A)		Terminal	
				ΔT=40°C	L change rate=10%	Soft lead	Pin lead
SBC3-1R2-752	1.2±20%	0.01	7.50	10.50	9.80	○	
SBC3-1R5-632	1.5±20%	0.01	6.30	8.80	8.30	○	
SBC3-2R2-602	2.2±20%	0.02	6.00	8.40	7.20	○	
SBC3-3R3-472	3.3±20%	0.02	4.70	6.50	5.60	○	
SBC3-4R7-422	4.7±20%	0.02	4.20	5.80	4.60	○	
SBC3-6R8-392	6.8±20%	0.03	3.90	5.40	4.00	○	
SBC3-100-362	10±20%	0.03	3.60	5.00	3.00	○	
SBC3-150-232	15±20%	0.05	2.30	3.20	2.60	○	
SBC3-220-202	22±20%	0.06	2.00	2.80	2.10	○	
SBC3-330-172	33±20%	0.09	1.70	2.30	1.80	○	
SBC3-470-142	47±10%	0.12	1.40	1.90	1.40	○	
SBC3-680-112	68±10%	0.19	1.10	1.50	1.20	○	
SBC3-101-961	100±10%	0.26	0.96	1.30	1.00	○	
SBC3-151-791	150±10%	0.36	0.79	1.10	0.81	○	
SBC3-221-681	220±10%	0.49	0.68	0.95	0.67		○
SBC3-331-551	330±10%	0.72	0.55	0.77	0.53		○
SBC3-471-491	470±10%	1.02	0.49	0.68	0.46		○
SBC3-681-361	680±10%	1.62	0.36	0.50	0.38		○
SBC3-102-281	1000±10%	2.37	0.28	0.39	0.31		○
SBC3-152-251	1500±10%	3.64	0.25	0.35	0.26		○
SBC3-222-191	2200±10%	5.62	0.19	0.26	0.21		○
SBC3-332-151	3300±10%	7.66	0.15	0.21	0.17		○
SBC3-472-121	4700±10%	11.40	0.12	0.16	0.14		○
SBC3-682-111	6800±10%	14.50	0.11	0.15	0.12		○

Package: Bulk 4,000pcs/box

●SBC4Series (SBC4-□□□-○○○)

Model	Inductance L (μH) at 10 kHz, 1mA	DC resistance (Ω) max.	Rated current (A) ΔT=20°C	Current (Reference value) (A)		Terminal	
				ΔT=40°C	L change rate=10%	Soft lead	Pin lead
SBC4-1R0-742	1.0±20%	0.01	7.40	10.30	14.90	○	
SBC4-1R5-712	1.5±20%	0.01	7.10	9.90	12.60	○	
SBC4-2R7-662	2.7±20%	0.02	6.60	9.20	9.60	○	
SBC4-3R3-642	3.3±20%	0.02	6.40	8.90	8.60	○	
SBC4-4R7-582	4.7±20%	0.02	5.80	8.10	7.10	○	
SBC4-6R8-452	6.8±20%	0.03	4.50	6.30	5.60	○	
SBC4-100-292	10±20%	0.04	2.90	4.00	4.60	○	
SBC4-150-232	15±20%	0.06	2.30	3.20	4.00	○	
SBC4-220-202	22±20%	0.07	2.00	2.80	3.20	○	
SBC4-330-182	33±20%	0.09	1.80	2.50	2.60	○	
SBC4-470-162	47±10%	0.11	1.60	2.20	2.10	○	
SBC4-680-122	68±10%	0.19	1.20	1.60	1.80	○	
SBC4-101-102	100±10%	0.26	1.00	1.40	1.50	○	
SBC4-151-861	150±10%	0.36	0.86	1.20	1.20	○	
SBC4-221-721	220±10%	0.47	0.72	1.00	1.00		○
SBC4-331-591	330±10%	0.67	0.59	0.82	0.81		○
SBC4-471-491	470±10%	0.95	0.49	0.68	0.68		○
SBC4-681-431	680±10%	1.32	0.43	0.60	0.57		○
SBC4-102-291	1000±10%	2.15	0.29	0.40	0.47		○
SBC4-152-221	1500±10%	3.24	0.22	0.30	0.38		○
SBC4-222-211	2200±10%	4.97	0.21	0.29	0.32		○
SBC4-332-161	3300±10%	7.69	0.16	0.22	0.26		○
SBC4-472-141	4700±10%	9.78	0.14	0.19	0.21		○
SBC4-682-111	6800±10%	15.00	0.11	0.15	0.18		○
SBC4-103-111	10000±10%	19.50	0.11	0.15	0.14		○

Package: Soft lead · bulk 3,000pcs/box  
Pin lead · bulk 4,000pcs/box



- All specifications in this catalog and production status of products are subject to change without notice. Prior to the purchase, please contact NEC TOKIN for updated product data.
- Please request for a specification sheet for detailed product data prior to the purchase.
- Before using the product in this catalog, please read "Precautions" and other safety precautions listed in the printed version catalog.

## ●SBC6Series (SBC6-□□□-○○○)

Model	Inductance L (μH) at 10 kHz, 1mA	DC resistance (Ω) max.	Rated current (A) ΔT=20°C	Current (Reference value) (A)		Terminal	
				ΔT=40°C	L change rate=10%	Soft lead	Pin lead
SBC6-1R0-962	1.0±20%	0.01	9.60	13.40	37.70	○	
SBC6-1R5-942	1.5±20%	0.01	9.40	13.10	30.90	○	
SBC6-2R7-872	2.7±20%	0.01	8.70	12.10	22.60	○	
SBC6-3R3-852	3.3±20%	0.01	8.50	11.90	20.00	○	
SBC6-4R7-802	4.7±20%	0.01	8.00	11.20	16.10	○	
SBC6-6R8-662	6.8±20%	0.02	6.60	9.20	13.60	○	
SBC6-100-462	10±20%	0.03	4.60	6.40	10.90	○	
SBC6-150-382	15±20%	0.03	3.80	5.30	9.10	○	
SBC6-220-302	22±20%	0.05	3.00	4.20	7.50	○	
SBC6-330-272	33±20%	0.06	2.70	3.70	6.10	○	
SBC6-470-232	47±10%	0.08	2.30	3.20	5.00	○	
SBC6-680-222	68±10%	0.09	2.20	3.00	4.10	○	
SBC6-101-172	100±10%	0.13	1.70	2.30	3.50	○	
SBC6-151-122	150±10%	0.23	1.20	1.60	2.80	○	
SBC6-221-112	220±10%	0.33	1.10	1.50	2.30	○	
SBC6-331-871	330±10%	0.41	0.87	1.20	1.90	○	
SBC6-471-701	470±10%	0.63	0.70	0.98	1.60	○	
SBC6-681-631	680±10%	0.98	0.63	0.88	1.30		○
SBC6-102-561	1000±10%	1.21	0.56	0.78	1.10		○
SBC6-152-451	1500±10%	1.80	0.45	0.63	0.90		○
SBC6-222-351	2200±10%	2.63	0.35	0.49	0.73		○
SBC6-332-281	3300±10%	4.24	0.28	0.39	0.61		○
SBC6-472-241	4700±10%	5.92	0.24	0.33	0.50		○
SBC6-682-181	6800±10%	8.92	0.18	0.25	0.42		○
SBC6-103-161	10000±10%	13.60	0.16	0.22	0.35		○

Package: Soft lead · bulk 1,600pcs/box  
Pin lead · bulk 2,000pcs/box

## ●SBC7Series (SBC7-□□□-○○○)

Model	Inductance L (μH) at 10 kHz, 1mA	DC resistance (Ω) max.	Rated current (A) ΔT=20°C	Current (Reference value) (A)		Terminal	
				ΔT=40°C	L change rate=10%	Soft lead	Pin lead
SBC7-6R8-612	6.8±20%	0.02	6.10	8.50	13.90	○	
SBC7-100-532	10±20%	0.02	5.30	7.20	11.80	○	
SBC7-150-482	15±20%	0.03	4.80	6.70	9.60	○	
SBC7-220-432	22±20%	0.03	4.30	6.00	7.80	○	
SBC7-330-342	33±20%	0.05	3.40	4.70	6.20	○	
SBC7-470-282	47±10%	0.06	2.80	3.90	5.20	○	
SBC7-680-222	68±10%	0.09	2.20	3.00	4.50	○	
SBC7-101-192	100±10%	0.12	1.90	2.60	3.60	○	
SBC7-151-172	150±10%	0.16	1.70	2.30	2.90	○	
SBC7-221-132	220±10%	0.25	1.30	1.80	2.40	○	
SBC7-331-941	330±10%	0.45	0.94	1.30	2.00	○	
SBC7-471-851	470±10%	0.55	0.85	1.10	1.60	○	
SBC7-681-701	680±10%	0.81	0.70	0.98	1.40	○	
SBC7-102-541	1000±10%	1.20	0.54	0.75	1.10		○
SBC7-152-481	1500±10%	1.58	0.48	0.67	0.93		○
SBC7-222-421	2200±10%	2.18	0.42	0.58	0.77		○
SBC7-332-361	3300±10%	3.51	0.36	0.50	0.63		○
SBC7-472-281	4700±10%	4.83	0.28	0.39	0.53		○
SBC7-682-211	6800±10%	7.00	0.21	0.29	0.44		○
SBC7-103-191	10000±10%	10.30	0.19	0.26	0.36		○

Package: Bulk 1,000pcs/box



- All specifications in this catalog and production status of products are subject to change without notice. Prior to the purchase, please contact NEC TOKIN for updated product data.
- Please request for a specification sheet for detailed product data prior to the purchase.
- Before using the product in this catalog, please read "Precautions" and other safety precautions listed in the printed version catalog.

●SBC8Series (SBC8-□□□-○○○)

Model	Inductance L (μH) at 10 kHz, 1mA	DC resistance (Ω) max.	Rated current (A) ΔT=20°C	Current (Reference value) (A)		Terminal	
				ΔT=40°C	L change rate=10%	Soft lead	Pin lead
SBC8-6R8-862	6.8±20%	0.02	8.60	12.00	13.90	○	
SBC8-100-692	10±20%	0.02	6.90	9.60	11.80	○	
SBC8-150-532	15±20%	0.03	5.30	7.40	9.60	○	
SBC8-220-492	22±20%	0.03	4.90	6.80	7.80	○	
SBC8-330-452	33±20%	0.04	4.50	6.30	6.50	○	
SBC8-470-372	47±10%	0.04	3.70	5.10	5.40	○	
SBC8-680-322	68±10%	0.06	3.20	4.40	4.30	○	
SBC8-101-242	100±10%	0.09	2.40	3.30	3.50	○	
SBC8-151-202	150±10%	0.15	2.00	2.80	3.00	○	
SBC8-221-182	220±10%	0.17	1.80	2.50	2.40	○	
SBC8-331-142	330±10%	0.25	1.40	1.90	2.00	○	
SBC8-471-112	470±10%	0.42	1.10	1.50	1.60	○	
SBC8-681-102	680±10%	0.52	1.00	1.40	1.30	○	
SBC8-102-761	1000±10%	0.78	0.76	1.00	1.10	○	
SBC8-152-581	1500±10%	1.30	0.58	0.81	0.92		○
SBC8-222-471	2200±10%	1.80	0.47	0.67	0.78		○
SBC8-332-421	3300±10%	2.50	0.42	0.58	0.63		○
SBC8-472-391	4700±10%	3.20	0.39	0.54	0.53		○
SBC8-682-311	6800±10%	4.90	0.31	0.43	0.44		○
SBC8-103-251	10000±10%	6.90	0.25	0.35	0.36		○

Package: Soft lead · bulk 900pcs/box  
Pin lead · bulk 1,000pcs/box

●SBC9Series (SBC9-□□□-○○○)

Model	Inductance L (μH) at 10 kHz, 1mA	DC resistance (Ω) max.	Rated current (A) ΔT=20°C	Current (Reference value) (A)		Terminal	
				ΔT=40°C	L change rate=10%	Soft lead	Pin lead
SBC9-1R0-982	1.0±20%	0.01	9.80	13.70	31.10	○	
SBC9-1R5-942	1.5±20%	0.01	9.40	13.10	25.40	○	
SBC9-2R2-792	2.2±20%	0.01	7.90	11.00	21.50	○	
SBC9-3R3-622	3.3±20%	0.02	6.20	8.60	16.40	○	
SBC9-4R7-562	4.7±20%	0.02	5.60	7.80	14.70	○	
SBC9-6R8-492	6.8±20%	0.03	4.90	6.80	12.10	○	
SBC9-100-422	10±20%	0.03	4.20	5.80	9.60	○	
SBC9-150-362	15±20%	0.04	3.60	5.00	7.50	○	
SBC9-220-312	22±20%	0.04	3.10	4.30	6.20	○	
SBC9-330-252	33±20%	0.06	2.50	3.50	5.20	○	
SBC9-470-202	47±10%	0.09	2.00	2.80	4.30	○	
SBC9-680-152	68±10%	0.15	1.50	2.10	3.70	○	
SBC9-101-122	100±10%	0.21	1.20	1.60	3.00	○	
SBC9-151-112	150±10%	0.26	1.10	1.50	2.40	○	
SBC9-221-821	220±10%	0.41	0.82	1.10	2.00	○	
SBC9-331-671	330±10%	0.58	0.67	0.93	1.60	○	
SBC9-471-601	470±10%	0.82	0.60	0.84	1.30		○
SBC9-681-551	680±10%	1.05	0.55	0.77	1.10		○
SBC9-102-451	1000±10%	1.53	0.45	0.63	0.87		○
SBC9-152-341	1500±10%	2.49	0.34	0.47	0.72		○
SBC9-222-271	2200±10%	3.78	0.27	0.38	0.60		○
SBC9-332-221	3300±10%	5.68	0.22	0.31	0.48		○
SBC9-472-181	4700±10%	8.20	0.18	0.25	0.40		○
SBC9-682-141	6800±10%	12.70	0.14	0.20	0.34		○
SBC9-103-121	10000±10%	16.10	0.12	0.17	0.28		○

Package: Bulk 2,000pcs/box  
●Operating temperature range: -20 to +105°C (Including self-temperature rise)



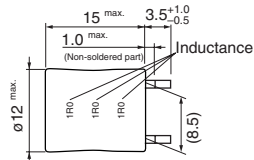
- All specifications in this catalog and production status of products are subject to change without notice. Prior to the purchase, please contact NEC TOKIN for updated product data.
- Please request for a specification sheet for detailed product data prior to the purchase.
- Before using the product in this catalog, please read "Precautions" and other safety precautions listed in the printed version catalog.



Shape and Dimensions

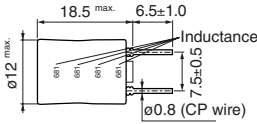
●SBC6Series (SBC6-□□□-○○○)

[Soft leads]



\*Lead pitch is a reference value at the root end.  
\*Integrated soft/hard lead structure.

[Hard leads]

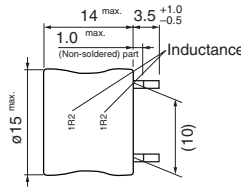


\*Lead pitch is a value at the root end.  
\*With phenolic resin base.

Model	Lead diam.
SBC6-1R0-962	ø1.20
SBC6-1R5-942	ø1.20
SBC6-2R7-872	ø1.20
SBC6-3R3-852	ø1.20
SBC6-4R7-802	ø1.20
SBC6-6R8-662	ø1.00
SBC6-100-462	ø0.80
SBC6-150-382	ø0.70
SBC6-220-302	ø0.60
SBC6-330-272	ø0.60
SBC6-470-232	ø0.60
SBC6-680-222	ø0.60
SBC6-101-172	ø0.55
SBC6-151-122	ø0.45
SBC6-221-112	ø0.40
SBC6-331-871	ø0.40
SBC6-471-701	ø0.35

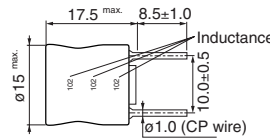
●SBC7Series (SBC7-□□□-○○○)

[Soft leads]



\*Lead pitch is a reference value at the root end.  
\*Integrated soft/hard lead structure.

[Hard leads]

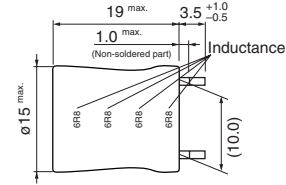


\*Lead pitch is a value at the root end.  
\*With phenolic resin base.

Model	Lead diam.
SBC7-6R8-612	ø0.90
SBC7-100-532	ø0.90
SBC7-150-482	ø0.90
SBC7-220-432	ø0.90
SBC7-330-342	ø0.80
SBC7-470-282	ø0.70
SBC7-680-222	ø0.60
SBC7-101-192	ø0.60
SBC7-151-172	ø0.60
SBC7-221-132	ø0.50
SBC7-331-941	ø0.40
SBC7-471-851	ø0.40
SBC7-681-701	ø0.35

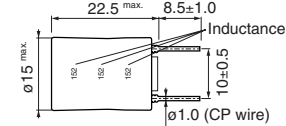
●SBC8Series (SBC8-□□□-○○○)

[Soft leads]



\*Lead pitch is a reference value at the root end.  
\*Integrated soft/hard lead structure.

[Hard leads]

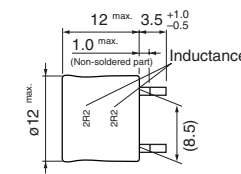


\*Lead pitch is a value at the root end.  
\*With phenolic resin base.

Model	Lead diam.
SBC8-6R8-862	ø1.20
SBC8-100-692	ø1.00
SBC8-150-532	ø0.90
SBC8-220-492	ø0.90
SBC8-330-452	ø0.90
SBC8-470-372	ø0.90
SBC8-680-322	ø0.80
SBC8-101-242	ø0.70
SBC8-151-202	ø0.60
SBC8-221-182	ø0.60
SBC8-331-142	ø0.55
SBC8-471-112	ø0.45
SBC8-681-102	ø0.45
SBC8-102-761	ø0.40

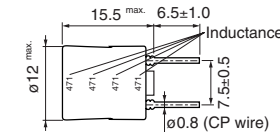
●SBC9Series (SBC9-□□□-○○○)

[Soft leads]



\*Lead pitch is a reference value at the root end.  
\*Integrated soft/hard lead structure.

[Hard leads]



\*Lead pitch is a value at the root end.  
\*With phenolic resin base.

Model	Lead diam.
SBC9-1R0-982	ø1.20
SBC9-1R5-942	ø1.20
SBC9-2R2-792	ø1.00
SBC9-3R3-622	ø0.90
SBC9-4R7-562	ø0.80
SBC9-6R8-492	ø0.70
SBC9-100-422	ø0.70
SBC9-150-362	ø0.70
SBC9-220-312	ø0.70
SBC9-330-252	ø0.60
SBC9-470-202	ø0.55
SBC9-680-152	ø0.45
SBC9-101-122	ø0.40
SBC9-151-112	ø0.40
SBC9-221-821	ø0.35
SBC9-331-671	ø0.32

[mm]

Numbering System

SBC 1 - 101 - 571

- ① Series
- ② Core size
- ③ Inductance
- ④ Rated current

Model	Core size [mm]
SBC1 Series	ø4.5× 6.5
SBC2 Series	ø6.0× 6.0
SBC3 Series	ø8.0× 7.0
SBC4 Series	ø8.0×10.0
SBC6 Series	ø11.0×13.0
SBC7 Series	ø14.0×12.0
SBC8 Series	ø14.0×17.0
SBC9 Series	ø11.0×10.0

- ① Series
- ② Core size

Model numbers and Core sizes

The model numbers are classified according to core size as shown below.

- ③ Inductance:  $10 \times 10^3 = 100 (\mu H)$
- ④ Rated current:  $57 \times 10^3 = 570 (mA)$

\*The presence of an external tube may not be indicated on the surface of sample products.



- All specifications in this catalog and production status of products are subject to change without notice. Prior to the purchase, please contact NEC TOKIN for updated product data.
- Please request for a specification sheet for detailed product data prior to the purchase.
- Before using the product in this catalog, please read "Precautions" and other safety precautions listed in the printed version catalog.